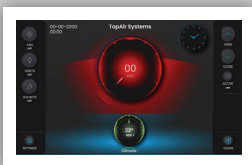




**TOPAIR**  
CLEAN AIR SOLUTIONS

# FUME HOOD CUPBOARDS

TOPAIR





**TOPAIR**  
CLEAR AIR SOLUTIONS

# Metal Fume Hood - Value line

TopAir's Metal Fume Hoods protect laboratory staff from noxious fumes when working with dangerous gases, organic solvents, etc.

The fume hood channels chemical vapors out of the building using an outdoor fan installed on the roof or on an external wall.

The hoods are **EN-14175 / CE / ASHRAE 110-1995 certified.**

## Structure:

- Metal epoxy-coated paint
- The internal lining is made of 5 mm HPL
- Ceramic worktop is included – optional materials include stainless steel, polypropylene, epoxy, HPL.
- 5 mm front safety glass window with counterweight system
- Lower vented base cabinet made out of epoxy painted metal
- Air ventilation from both the top and rear panel

- Basic control system is a 7" color touch screen controlling lighting and power outlets
- **Optional upgrades** to control systems:
  - **AFA system** – includes a 7" screen with air velocity display and alarm
  - **VAV system** includes a 10.1" screen with automatic air velocity control (installed and included VFD), temp & humidity display
  - **Active system** has a 10.1" screen with energy saver that includes automatic sash motion with proximity sensing system
    - Active system dramatically reduces energy costs
- 800 lux LED lighting separated from the work area (option for explosion-proof light)
- Optional accessories such as taps, sinks, sockets, scaffolding, and outdoor fan
- EN-14175, ASHRAE 110-1995, CE certified



# Metal Fume Hood - Value line

Spec/ Model	FH-120	FH-150	FH-180	FH-200	FH-220
<b>External Dimensions</b> W x D x H	1200 x 800 x 2350mm 47.2x31.5x92.5"	1500 x 800 x 2350mm 59x31.5x92.5"	1800 x 800 x 2350mm 70.8 x 31.5 x 92.5"	2000 x 800 x 2350mm 78.7 x 31.5 x 92.5"	2200 x 800 x 2350mm 86.6 x 31.5 x 92.5"
<b>Workspace</b> (W x D x H)	950 x 630 x 1145mm 37.4 x 24.8 x 45"	1250 x 630 x 1145mm 49.2 x 24.8 x 45"	1550 x 630 x 1145mm 61 x 24.8 x 45"	1750 x 630 x 1145mm 68.9 x 24.8 x 45"	1950 x 630 x 1145mm 76.8 x 24.8 x 45"
<b>Exhaust Collar Dimensions</b>	1 X 10"/250MM	1 X 10"/250MM	1 X 10"/250MM	1 X 12"/315MM	1 X 12"/315MM
<b>WE CAN CUSTOMIZE ANY SIZE - EVEN A SINGLE UNIT! CONTACT US FOR DETAILS</b>					
<b>Front Sash Max Opening</b>	860 mm / 33.8"				
<b>Production / test Standard</b>	EN-14175 / ASHRAE 110-1995				
<b>Air Velocity</b>	0.5±0.1 m/s, 100±20 fpm				
<b>Hood Material</b>	Metal epoxy-coated paint				
<b>Worktop</b>	The standard worktop is ceramic, other options are: HPL / polypropylene / Epoxy / Stainless steel				
<b>Control System</b>	The standard control system is A 7" color display with on/off controls				
<b>Optional</b>	Water tap / gas tap / vacuum tap / pp sink / triplex glass / explosion-proof light				
<b>Power Supply</b>	110/220 V, 50/60 Hz. Includes a single-phase power supply. A three-phase power supply can be special ordered.				
<b>Illumination</b>	800 lux				

## Accessories

Model	Description
FH-KIT	Kit for Fume Hood includes: 1 water tap, 1 gas tap, 1 cup sink and 4 power outlets
FH-GTAP	Gas tap
FH-WTAP	Water tap
FH-PP-KP4B	Polypropylene cup sink (more sizes are available see the website)
FH-SOCKET	Power outlet
FH-AFA / FH-VAV / FH-ACTIVE	The standard control system is a 7" with on/off controls, other options are: airflow alarm and display 7" screen / VAV System with 10.1" screen / active sash system with 10.1" screen
FH-FAN-750	Centrifugal fan 0.75 kW 2800 rpm / IE3 DIA 250 mm
FH-FAN-1500-300	Centrifugal fan 1.5 kW 2800 rpm / IE3 DIA 300 mm



# Polypropylene Fume Hood

TopAir's Polypropylene Fume Hoods are made of high-quality non-corrosive polypropylene with excellent chemical resistance.

The Polypropylene Fume Hoods protect laboratory staff from noxious fumes released by acids, bases, dangerous gases, and organic solutions, which regular common hoods may not withstand.

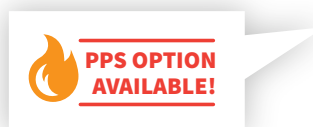
Harmful and unpleasant chemical fumes are removed from the controlled environment to facilitate a safe and pleasant work environment. The fume hood channels chemical vapors out of the building using an outdoor fan installed on the roof or on an external wall.

The hoods are designed for work with heavy chemicals, have been independently tested, and **EN-14175 / CE / ASHRAE 110-1995 certified.**

## Structure:

- 8 mm welded polypropylene with high chemical resistance
- Polypropylene worktop – optional materials include stainless steel, ceramic, epoxy and HPL.
- 5 mm front safety glass window with counterweight system
- Lower vented base cabinet made out of polypropylene
- Air ventilation from both the top and rear panel

- Basic control system: a 7" basic color touch screen controlling lighting and power outlets
- **Optional upgrade** to control systems:
  - **AFA:** 7" screen with AFA system air velocity display and alarm
  - **VAV:** 10.1" screen with VAV system automatic air velocity control (installed and include VFD), temp & humidity display
  - **Active system:** 10.1" screen with energy saver, automatic sash motion and proximity sensing system
    - Active system dramatically reduces energy costs
- 800 lux LED lighting separated from the work area (option for explosion-proof light)
- Optional accessories such as taps, sinks, sockets, scaffolding, and outdoor fan
- EN-14175, ASHRAE 110-1995, CE certified



# Polypropylene Fume Hood

Spec/ Model	FH-120-PP	FH-150-PP	FH-180-PP	FH-200-PP	FH-220-PP
<b>External Dimensions</b> W x D x H	1200 x 830 x 2320mm 47.3 x 32.6 x 91.3"	1500 x 830 x 2320mm 59.0 x 32.6 x 91.3"	1800 x 830 x 2320mm 70.8 x 32.6 x 91.3"	2000 x 830 x 2320mm 78.7 x 32.6 x 91.3"	2200 x 830 x 2320mm 86.6 x 32.6 x 91.3"
<b>Workspace</b> (W x D x H)	1000 x 630 x 1170mm 39.4 x 24.8 x 46"	1300 x 630 x 1170mm 51.2 x 24.8 x 46"	1600 x 630 x 1170mm 63 x 24.8 x 46"	1800 x 630 x 1170mm 70.8 x 24.8 x 46"	2000 x 630 x 1170mm 78.8 x 24.8 x 46"
<b>Exhaust Collar Dimensions</b>	1 X 10"/250MM	1 X 10"/250MM	1 X 10"/250MM	1 X 12"/315MM	1 X 12"/315MM
<b>WE CAN CUSTOMIZE ANY SIZE - EVEN A SINGLE UNIT! CONTACT US FOR DETAILS</b>					
<b>Front Sash Max Opening</b>	720 mm / 28.3"	720 mm / 28.3"	720 mm / 28.3"	720 mm / 28.3"	720 mm / 28.3"
<b>Production / test Standard</b>	EN-14175 / ASHRAE 110-1995				
<b>Air Velocity</b>	0.5±0.1 m/s, 100±20 fpm				
<b>Hood Material</b>	Polypropylene				
<b>Worktop</b>	The standard worktop is, polypropylene, other options are: HPL/ Ceramic / Epoxy / Stainless steel				
<b>Optional System</b>	The standard control system is a 7" color display with on/off controls				
<b>Add on accessories</b>	Water tap / gas tap / vacuum tap / pp sink / triplex glass / explosion-proof light				
<b>Power Supply</b>	110/220 V, 50/60 Hz. Includes a single-phase power supply. A three-phase power supply can be special ordered.				
<b>Illumination</b>	800 lux LED lights				

## Accessories

Model	Description
FH-KIT	Kit for Fume Hood includes: 1 water tap, 1 gas tap, 1 cup sink and 4 power outlets
FH-GTAP	Gas tap
FH-WTAP	Water tap
FH-PP-KP4B	Polypropylene cup sink (more sizes are available see the website)
FH-SOCKET	Power outlet
FH-AFA / FH-VAV / FH-ACTIVE	The standard control system is a 7" with on/off controls, other options are: airflow alarm and display 7" screen / VAV System with 10.1" screen / active sash system with 10.1" screen
FH-FAN-750	Centrifugal fan 0.75 kW 2800 rpm / IE3
FH-FAN-1500-300	Centrifugal fan 1.5 kW 2800 rpm / IE3 DIA 300 mm



**TOPAIR**  
CLEAR AIR SOLUTIONS

# Walk in Fume Hood (Vertical Sash)

TopAir's Walk-In Fume Hood offers a large front opening designed to contain large, heavy, or tall equipment.

The fume hoods are made of high-quality non-corrosive polypropylene with excellent chemical resistance.

The Polypropylene Fume Hoods protects laboratory staff from noxious fumes released by acids, bases, dangerous gases and organic solutions, which regular steel hoods may not withstand.

The fume hood channels chemical vapors out of the building using an external fan installed on the roof or on an external wall. The hoods are designed for work with heavy chemicals, have been independently CE certified.

## Structure:

- 8 mm welded Polypropylene with high chemical resistance
- 5 mm safety front glass window with counterweight system
- Air ventilation from both the top and rear panel
- Vertical sliding sash

- Basic control system: a 7" color touch screen controlling lighting and power outlets
- **Optional upgrade** to control systems:
  - **AFA:** 7" screen with AFA system, air velocity display and alarm
  - **VAV:** 10.1" screen with VAV system, automatic air velocity control (installed and include VFD), temp & humidity display
- 800 lux LED lighting separated from the work area (option for explosion-proof light)
- Optional accessories such as taps, sinks, sockets, scaffolding, and outdoor fan,
- CE certified



 **PPS OPTION AVAILABLE!**

# Walk in Fume Hood (Vertical Sash)

Spec/ Model	FH-120-WI-PP	FH-150-WI-PP	FH-180-WI-PP	FH-200-WI-PP	FH-250-WI-PP
<b>External Dimensions W x D x H</b>	1200 x 930 x 2320mm 47.3 x 36.6 x 91.3"	1500 x 930 x 2320mm 59.0 x 36.6 x 91.3"	1800 x 930 x 2320mm 70.8 x 36.6 x 91.3"	2000 x 930 x 2320mm 78.7 x 36.6 x 91.3"	2500 x 930 x 2320mm 98.4 x 36.6 x 91.3"
<b>Workspace (W x D x H)</b>	1000 x 650 x 1990mm 39.4 x 25.6 x 78.3"	1300 x 650 x 1990mm 51.2 x 25.6 x 78.3"	1600 x 650 x 1990mm 63 x 25.6 x 78.3"	1800 x 650 x 1990mm 70.8 x 25.6 x 78.3"	2300 x 650 x 1990mm 90.5 x 25.6 x 78.3"
<b>Exhaust Collar Dimensions</b>	1 X 12"/315MM	1 X 12"/315MM	1 X 12"/315MM	2 X 12"/315MM	2 X 12"/315MM
<b>WE CAN CUSTOMIZE ANY SIZE - EVEN A SINGLE UNIT! CONTACT US FOR DETAILS</b>					
<b>Front Sash Max Opening</b>	1800 mm / 70.8"	1800 mm / 70.8"	1800 mm / 70.8"	1800 mm / 70.8"	1800 mm / 70.8"
<b>Production / test Standard</b>	CE				
<b>Air Velocity</b>	0.5±0.1 m/s, 100±20 fpm				
<b>Hood Material</b>	White polypropylene				
<b>Control System</b>	The standard control system is a 7" color display with on/off controls				
<b>Optional</b>	Water tap/ gas tap / vacuum tap/ pp sink / triplex glass / explosion-proof light				
<b>Power Supply</b>	110/220 V, 50/60 Hz. Includes a single-phase power supply. A three-phase power supply can be special ordered.				
<b>Illumination</b>	800 lux LED lights				

## Accessories

Model	Description
FH-GTAP	Gas tap
FH-WTAP	Water tap
FH-SOCKET	Power outlet
FH-AFA / FH-VAV	Air flow display 7" screen / VAV System with 10.1" color touch screen / active sash system with 10.1" color touch screen
FH-FAN-750	Centrifugal fan 0.75 kW 2800 rpm / IE3 DIA 250 mm
FH-FAN-1500-300	Centrifugal fan 1.5 kW 2800 rpm / IE3 DIA 300 mm



**TOPAIR**  
CLEAN AIR SOLUTIONS

# Walk in Fume Hood (Horizontal Doors)

TopAir's Walk-In Fume Hood offers a large front opening designed to contain bulky, heavy, or tall equipment.

The fume hoods are made of high-quality non-corrosive polypropylene with excellent chemical resistance.

The Polypropylene Fume Hoods protect laboratory staff from noxious fumes released by acids, bases, dangerous gases and organic solutions that regular steel hoods may not withstand.

The fume hood channels chemical vapors out of the building using an external fan installed on the roof or on an external wall. The hoods are designed for work with heavy chemicals and have been independently **CE certified**.

## Structure:

- 8 mm welded polypropylene with high chemical resistance
- 5 mm front safety glass window with counterweight system
- Air ventilation from both the top and rear panel
- horizontal sliding sash

- Basic control system: a 7" color touch screen controlling lighting and power outlets
- **Optional upgrade** to control systems:
  - **AFA:** 7" screen with AFA system air velocity display and alarm
  - **VAV:** 10.1" screen with VAV system automatic air velocity control (installed and include VFD), temp & humidity display
- 800 lux LED lighting separated from the work area (option for explosion-proof light)
- Optional accessories such as taps, sinks, sockets, scaffolding, outdoor fan
- CE certified



**PPS OPTION  
AVAILABLE!**



# Walk in Fume Hood (Horizontal Doors)

Spec/ Model	FH-120-WI-PP-H	FH-150-WI-PP-H	FH-180-WI-PP-H	FH-200-WI-PP-H	FH-250-WI-PP-H
<b>External Dimensions</b> W x D x H	1200 x 930 x 2320mm 47.3x 36.6 x 91.3"	1500 x 930 x 2320mm 59.0 x 36.6 x 91.3"	1800 x 930 x 2320mm 70.8 x 36.6 x 91.3"	2000 x 930 x 2320mm 78.7 x 36.6 x 91.3"	2500 x 930 x 2320mm 98.4 x 36.6 x 91.3"
<b>Workspace</b> (W x D x H)	1000 x 650 x 1990mm 39.4 x 25.6 x 78.3"	1300 x 650 x 1990mm 51.2 x 25.6 x 78.3"	1600 x 650 x 1990mm 63 x 25.6 x 78.3"	1800 x 650 x 1990mm 70.8 x 25.6 x 78.3"	2300 x 650 x 1990mm 90.5 x 25.6 x 78.3"
<b>Exhaust Collar Dimensions</b>	1 X 12"/315MM	1 X 12"/315MM	1 X 12"/315MM	2 X 12"/315MM	2 X 12"/315MM
<b>WE CAN CUSTOMIZE ANY SIZE - EVEN A SINGLE UNIT! CONTACT US FOR DETAILS</b>					
<b>Front Sash Max Opening</b>	1800 mm / 70.8"	1800 mm / 70.8"	1800 mm / 70.8"	1800 mm / 70.8"	1800 mm / 70.8"
<b>Production / test Standard</b>	CE				
<b>Air Velocity</b>	0.5±0.1 m/s, 100±20 fpm				
<b>Hood Material</b>	Polypropylene				
<b>Control System</b>	The standard control system is a 7" color display with on/off controls				
<b>Optional</b>	Water tap/ gas tap / vacuum tap/ pp sink / triplex glass / explosion-proof light				
<b>Power Supply</b>	110/220 V, 50/60 Hz. Includes a single-phase power supply. A three-phase power supply can be special ordered.				
<b>Illumination</b>	800 lux LED lights				

## Accessories

Model	Description
FH-GTAP	Gas tap
FH-WTAP	Water tap
FH-SOCKET	Power outlet
FH-AFA / FH-VAV	Air flow display 7" screen / VAV System with 10.1" color touch screen
FH-FAN-750	Centrifugal fan 0.75 kW 2800 rpm / IE3
FH-FAN-1500-300	Centrifugal fan 1.5 kW 2800 rpm / IE3 DIA 300 mm



**TOPAIR**  
CLEAR AIR SOLUTIONS

# Polypropylene Fume Hood - Wet Scrubber

TopAir's Polypropylene Fume Hood - Wet Scrubber features a quality scrubbing media which collects mist and chemicals and channels these down to the water tank. Its upper eliminator prevents mist from reaching the exhaust fan.

The fume hood is used to filter out acids and prevent them from being released into the environment. The scrubber is built-in as an integrated part of the hood.

The polypropylene fume hoods are made of high-quality non-corrosive polypropylene with excellent chemical resistance.

The fume hoods protect laboratory staff from noxious fumes released by acids, dangerous gases and organic solvents. The hoods are designed for work with heavy chemicals and have been independently CE certified.


## Structure:

- 8 mm welded polypropylene with high chemical resistance
- Polypropylene worktop - optional materials include stainless steel, ceramic, epoxy and HPL.
- 5 mm front safety glass window with counterweight system
- Lower vented base cabinet made out of polypropylene
- Air ventilation from both the top and rear panel



Wet scrubber functionality comprises:

- Spray Nozzles
- Upper mist Eliminator
- Scrubbing Media
- Water Pump
- Water Tank
- Easy access for maintenance and repairs
- 800 LUX LED lighting separated from the work area (option for ex-proof light)
- 7" color touch screen controlling lighting and power outlets
- **Optional upgrade** to control systems:
- **AFA** system includes 7" screen with air velocity display and alarm
- **VAV** system includes 10.1" screen with automatic air velocity control (installed and include VFD), temp & humidity display
- Active system includes 10.1" with automatic sash motion and proximity sensing system dramatically reducing energy costs
- Optional accessories such as taps, sinks, sockets, scaffolding, and outdoor fan
- Option for pH meter with an automatic dosing pump system
- CE certified



# Polypropylene Fume Hood - Wet Scrubber

Spec/ Model	FH-120-WS	FH-150-WS	FH-180-WS	FH-200-WS	FH-250-WS
<b>External Dimensions W x D x H</b>	1200x980x2370mm 47.3x38.6x93.3"	1500x980x2370mm 59x38.6x93.3"	1800x980x2370mm 70.9x38.6x93.3"	2000x980x2370mm 78.8x38.6x93.3"	2500x980x2370mm 98.4x38.6x93.3"
<b>Exhaust Collar Dimensions</b>	1 X 10"/250MM	1 X 10"/250MM	1 X 10"/250MM	1 X 12"/315MM	2 X 10"/250MM
<b>WE CAN CUSTOMIZE ANY SIZE - EVEN A SINGLE UNIT! CONTACT US FOR DETAILS</b>					
<b>Workspace (W x D x H)</b>	1000x630x1000mm 39.4x24.8x39.4"	1300x630x1000mm 51.2x24.8x39.4"	1600x630x1000mm 63x24.8x39.4"	1800x630x1000mm 70.8x24.8x39.4"	2300x630x1000mm 90.5x24.8x39.4"
<b>Front Sash Max Opening</b>	720mm/28.3"	720mm/28.3"	720mm/28.3"	720mm/28.3"	720mm/28.3"
<b>Air Velocity</b>	0.5±0.1 m/s, 100±20 fpm				
<b>Hood Material</b>	Polypropylene				
<b>Worktop Material</b>	The standard worktop is polypropylene , other options are: HPL / Ceramic / Epoxy / Stainless steel				
<b>Control System</b>	The standard control system is a 7" color display with on/off controls				
<b>Optional</b>	Water tap / gas tap / vacuum tap/ pp sink				
<b>Power Supply</b>	110/220 V, 50/60 Hz. Includes a phase single-phase. A three-phase power supply can be special ordered.				
<b>Illumination</b>	800 lux LED lighting				

## Accessories

Model	Description
FH-WS-PH	PH meter
FH-WS-PH-DZ	PH meter and dosing pump
FH-KIT	Kit for Fume Hood includes: 1 water tap, 1 gas tap, 1 cup sink and 4 power outlets
FH-GTAP	Gas tap
FH-WTAP	Water tap
FH-PP-KP4B	Polypropylene cup sink (more sizes are available see the website)
FH-SOCKET	Power outlet
FH-PHM	Option for pH meter with an automatic dosing pump system
FH-VAV	Airflow monitor with audible alarm VAV+VFD installed, including 10.1" LCD touch screen controller
FH-FAN-750	Centrifugal fan 0.75 kW 2800 rpm / IE3 DIA 250 mm
FH-FAN-1500-300	Centrifugal fan 1.5 kW 2800 rpm / IE3 DIA 300 mm



# Polypropylene Fume Hood - Washdown

TopAir's Polypropylene Fume Hood - Washdown includes water sprinklers that allow complete and effective rinsing of the hood's back space while collecting residue of mineral accumulation.

The hood is designed for work with perchloric acid; rinses after each session are recommended. The polypropylene fume hoods are made of high-quality non-corrosive polypropylene with excellent chemical resistance.

The fume hoods protect laboratory staff from noxious fumes released by acids, dangerous gas and organic solvents -- materials and acids that regular steel hoods may not withstand.


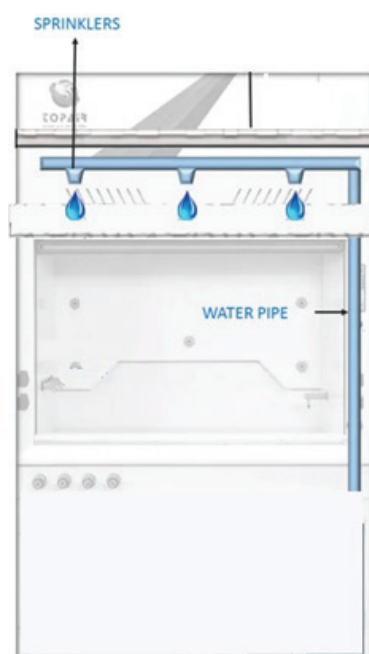
The hoods are designed for work with heavy chemicals and have been independently tested and CE certified.

## Structure:

- 8 mm welded polypropylene with high chemical resistance
- Polypropylene worktop – optional materials include stainless steel, ceramic, epoxy, and HPL.
- 5 mm front safety glass window with counterweight system
- Lower vented base cabinet made out of polypropylene
- Air ventilation from both the top and rear panel

## Washdown functionality

- Spray nozzles
- Solenoid tap for washdown
- Draining port
- Easy access for maintenance and repairs
- 7" color touch screen controlling lighting and power outlets
- **Optional upgrade** to control systems:
  - 7" screen with **AFA** system – Air velocity display and Alarm
  - 10.1" **VAV** - Automatic air velocity control (installed and include VFD), temp & humidity display
  - Energy saver 10.1" VAV+Active, with automatic sash motion and proximity sensing system that dramatically reduces energy costs
  - 800 lux LED lighting separated from the work area (option for explosion proof light)
  - CE certified



**PPS OPTION  
AVAILABLE!**

# Polypropylene Fume Hood - Washdown

Spec/ Model	FH-120-WD	FH-150-WD	FH-180-WD	FH-200-WD	FH-250-WD
<b>External Dimensions</b> W x D x H	1200 x 980 x 2370mm 47.3x 38.6 x 93.3"	1500 x 980 x 2370mm 59 x 38.6 x 93.3"	1800 x 980 x 2370mm 70.9 x 38.6 x 93.3"	2000 x 980 x 2370mm 78.8 x 38.6 x 93.3"	2500 x 980 x 2370mm 98.4 x 38.6 x 93.3"
<b>Exhaust Collar Dimensions</b>	1 X 10"/250MM	1 X 10"/250MM	1 X 10"/250MM	1 X 12"/315MM	2 X 10"/250MM
<b>WE CAN CUSTOMIZE ANY SIZE - EVEN A SINGLE UNIT! CONTACT US FOR DETAILS</b>					
<b>Workspace</b> (W x D x H)	1000 x 630 x 1000mm 39.4 x 24.8 x 39.4"	1300x630x1000mm 51.2x24.8x39.4"	1600x630x1000mm 63x24.8x39.4"	1800x630x1000mm 70.8x24.8x39.4"	2300x630x1000mm 90.5x24.8x39.4"
<b>Front Sash Max Opening</b>	720mm/28.3"	720mm/28.3"	720mm/28.3"	720mm/28.3"	720mm/28.3"
<b>Production / test Standard</b>	CE				
<b>Air Velocity</b>	0.5±0.1 m/s, 100±20 fpm				
<b>Hood Material</b>	Polypropylene				
<b>Worktop Material</b>	The standard worktop is polypropylene , other options are: HPL / Ceramic / Epoxy / Stainless steel				
<b>Control System</b>	The standard control system is a 7" color display with on/off controls				
<b>Optional</b>	Water tap/ gas tap / vacuum tap / pp sink				
<b>Power Supply</b>	110/220 V, 50/60 Hz. Includes a single-phase power supply. A three-phase power supply can be special ordered.				
<b>Illumination</b>	800 lux LED lighting				

## Accessories

Model	Description
FH-KIT	Kit for Fume Hood includes: 1 water tap, 1 gas tap, 1 cup sink and 4 power outlets
FH-GTAP	Gas tap
FH-WTAP	Water tap
FH-PP-KP4B	Polypropylene cup sink (more sizes are available see the website)
FH-SOCKET	Power outlet
FH-VAV	Airflow alarm and display with a 7" screen / VAV System with 10.1" color touch screen / active sash system with 10.1" color touch screen
FH-FAN-750	Centrifugal fan 0.75 kW 2800 rpm / IE3
FH-FAN-1500-300	Centrifugal fan 1.5 kW 2800 rpm / IE3 DIA 300 mm



# Hybrid - Laminar Airflow Fume Hoods

TopAir's Laminar Airflow Fume Hoods offer clean bench functionality. They are made of high-quality non-corrosive polypropylene with excellent chemical resistance.

The product is equipped with a dual airflow system:

1. Supply system with a pre-filter, HEPA filter and a fan that creates laminar down-flow towards the working area.
2. Exhaust system that needs to be connected to a ducting system with an outdoor fan. Both inflow and downflow (100% of the air) are channeled to the exhaust system.

### Structure:

- 8 mm welded polypropylene with high chemical resistance
- Polypropylene worktop – stainless steel optional.
- 5 mm front safety glass window with counterweight system
- Lower vented base cabinet made of polypropylene
- Air ventilation areas include perforations on the front and side area of the worktop and the grille at the rear.

- 10.1" color touchscreen display
- VAV with air flow alarm and display
- Automatic laminar air velocity
  - inflow is effected by the lab extracting system.
  - automatic shutdown system for the down-flow when inflow system fails
- Clean bench functionality
- Cleanliness level - Class 100/ISO 5
- 800 lux LED lighting separated from the work area
- Includes polypropylene lower base cabinet
- Optional: sink/water tap/gas tap/vacuum tap/electric sockets
- CE certified



 **PPS OPTION AVAILABLE!**

# Hybrid - Laminar Airflow Fume Hoods

Spec/ Model	FH-120-HCV	FH-150-HVC	FH-180-HVC	FH-200-HVC	FH-250-HVC
<b>External Dimensions W x D x H</b>	1200 x 850 x 2320mm 47.3 x 33.4 x 91.3"	1500 x 850 x 2320mm 59.0 x 33.4 x 91.3"	1800 x 850 x 2320mm 70.9 x 33.4 x 91.3"	2000 x 850 x 2370mm 78.7 x 33.4 x 91.3"	2500 x 850 x 2320mm 98.4 x 33.4 x 91.3"
<b>Exhaust Collar Dimensions</b>	1 X 10"/250MM	1 X 10"/250MM	1 X 10"/250MM	1 X 12"/315MM	2 X 10"/250MM
<b>WE CAN CUSTOMIZE ANY SIZE - EVEN A SINGLE UNIT! CONTACT US FOR DETAILS</b>					
<b>Workspace (W x D x H)</b>	1000 x 600 x 800mm 39.4 x 23.6 x 31.5"	1300 x 600 x 800mm 51.2 x 23.6 x 31.5"	1600 x 600 x 800mm 63 x 23.6 x 31.5"	1800 x 600 x 1000mm 70.8 x 24.8 x 39.4"	1800 x 600 x 800mm 70.8 x 23.6 x 31.5"
<b>Front Sash Max Opening</b>	600mm / 23.6"				
<b>Air Velocity</b>	Inflow 0.5±0.1 m/s, 100±20 fpm downflow 0.33±0.1 m/s, 66±20 fpm				
<b>Hood Material</b>	Polypropylene				
<b>Cleanliness Level</b>	Class 100/ISO 5				
<b>Worktop</b>	The standard is polypropylene, option for stainless steel				
<b>Control system</b>	VAV with 10.1" color touch screen display				
<b>Optional</b>	Water tap / gas tap / vacuum tap / pp sink				
<b>Power Supply</b>	110/220 V, 50/60 Hz. Includes a single-phase Power supply. A three-phase power supply can be special ordered.				

## Accessories

Model	Description
FH-KIT	Kit for Fume Hood includes: 1 water tap, 1 gas tap, 1 cup sink and 4 power outlets
FH-GTAP	Gas tap
FH-WTAP	Water tap
FH-PP-KP4B	Polypropylene cup sink (more sizes are available see the website)
FH-SOCKET	Power outlet
FH-FAN-750	Centrifugal fan 0.75 kW 2800 rpm / IE3 DIA 250 mm
FH-FAN-1500-300	Centrifugal fan 1.5 kW 2800 rpm / IE3 DIA 300 mm



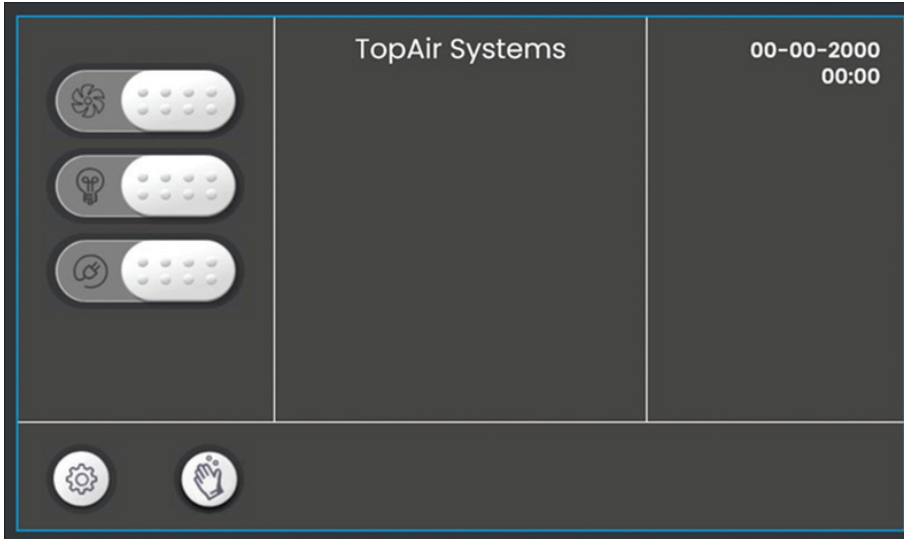
**TOPAIR**  
CLEAN AIR SOLUTIONS

# Fume Hoods Control Systems

## Basic Control System

The basic control system is a 7" color touch screen with:

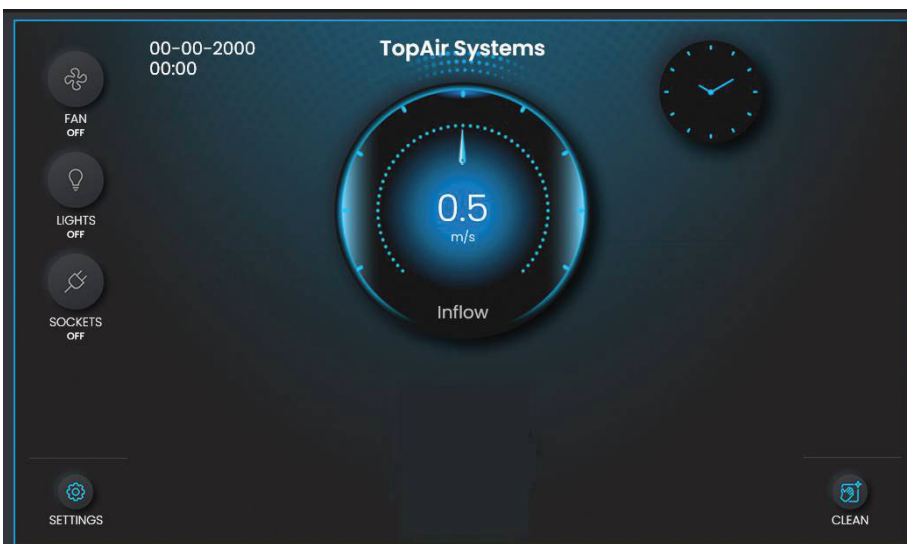
- Lighting and power control outlets
- Fan ON / OFF
- Periodic test reminder
- Clock and date setup



## AFA Control System

The AFA control system includes a 7" screen with:

- Air velocity display and alarm
- Lighting and power control outlets
- Fan ON / OFF
- Periodic test reminder
- Clock and date setup
- Red Light Alarm



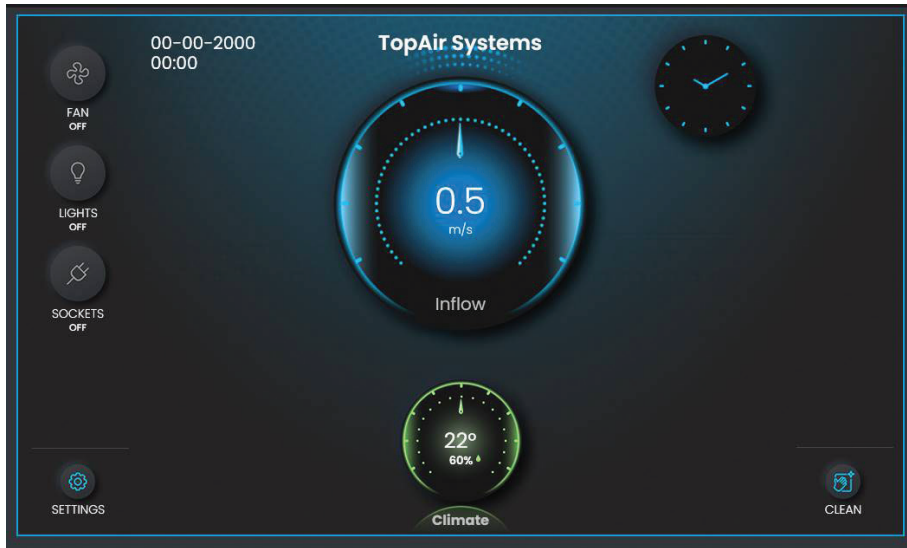


# Fume Hoods Control Systems

## VAV Control System

The VAV control system includes a 10.1" screen with:

- Automatic air velocity control (installed and included VFD)
- Temp & humidity display
- Lighting and power control outlets
- Fan ON / OFF
- Periodic test reminder
- Clock and date setup
- Red Light Alarm



## Active Control System (+ VAV Control System)

The Active control system includes a 10.1" screen with:

- Energy saver that includes automatic sash motion with proximity sensing system – which significantly reduces energy costs.
- Automatic air velocity control (installed and included VFD)
- Temp & humidity display
- Lighting and power control outlets
- Fan ON / OFF
- Periodic test reminder
- Clock and date setup
- Red Light Alarm



# Fume Hoods Control Systems

## Comparison Table

Control System	Part Number	Screen Size	Airflow Control Type	Air Velocity Range	Low Alarm Range Set Point	Output	Analog in
<b>Basic</b>	FH-CON	7"	Air velocity manual control	N/A	N/A	N/A	N/A
<b>AFA</b>	FH-AFA	7"	Air velocity manual control with airflow alarm	0-2 M/S 0-400 FPM	0.35 M/S 70 FPM	N/A	N/A
<b>VAV</b>	FH-VAV	10.1"	Air velocity automatic adjustment	0-2 M/S 0-400 FPM	0.35 M/S 70 FPM	0-10 VDC	0-5 VDC
<b>Active + VAV</b>	FH-ACT	10.1"	Automatic sash motion with proximity sensing + Air velocity automatic adjustment	0-2 M/S 0-400 FPM	0.35 M/S 70 FPM	0-10 VDC	0-5 VDC

Input Power: 110-230 V' 50/60 HZ

TopAir Systems offers high-quality outdoor centrifugal fans. The roof/side wall fans are weather resistant, built upon on a PVC structure and polypropylene impeller. The motor offers a 3 Phase 200-380V 50Hz power supply, with water protection level of IP 55. TopAir's variety of sizes, flows and accessories allows a choice of the best-suited fan for your needs.



## Models



Fan Model	RPM	Pressure (PA)	M3/H	Power	Structure	Impeller	Power Supply	Water Resistance	Sound Level	Weight
FH-FAN-750	2850	510	2000	750 W	PVC	PP Dia 400 mm W-200 mm	3 Phase 200-380V 50 Hz	IP 55	70 dBA	25 kg
		500	2200							
		490	2400							
		470	2600							
		440	2800							
		420	3000							
		380	3200							
		340	3400							
FH-FAN-1500	2850	510	3600	1500W	PVC	PP Dia 550 mm W-250 mm	3 Phase 200-380V 50 Hz	IP 55	70 dBA	30 kg
		500	3800							
		490	4000							
		470	4200							
		440	4400							
		420	4600							
		380	4800							
		340	5000							
FH-FAN-EX	2850	510	2000	1500W	PVC	PP Dia 400 mm W-200 mm	3 Phase 200-380V 50 Hz	IP 55	70 dBA	30 kg
		500	2200							
		490	2400							
		470	2600							
		440	2800							
		420	3000							
		380	3200							
		340	3400							
300	3600									



**TOPAIR**  
CLEAN AIR SOLUTIONS

# More from TopAir Systems

## Forensic Line

### Ninhydrin and DFO Chamber



- Intuitive smart touchscreen
- Temperature and humidity monitoring
- Timer countdown with alerts and reminders when a cycle is ready or finished
- Interior surface drying system
- LED lighting for enhanced visibility
- Viewing window on the humidity cabinet for monitoring water levels
- External water filling port

### Cyanoacrylate Fuming Chamber w/water filtration



- Control System displays all parameters of the processing cycle
- Contaminated air purged through water filtration system
- Eco-friendly, cost-saving LED lighting
- Alarm for end of automatic cycle
- Audio-Visual 30-second alarm
- Optional - chemical sensor for safety quality enhancement
- 3 built-in programs in the control system + an open program for user programming

### Cyanoacrylate Fuming Chamber w/carbon filter



- Control System displays all parameters of the processing cycle
- Filtering system with a carbon filter + pre filter
- Eco-friendly, cost-saving LED lighting
- Alarm for end of automatic cycle
- Audio-Visual 10-second alarm
- Optional - chemical sensor for safety quality enhancement
- 3 built-in programs in the control system + an open program for user programming

# More from TopAir Systems

## Ductless Fume Hoods

### DUCTLESS PRO



- Polypropylene structure, high chemical resistance
- 10.1" color touch screen with air velocity display & alarm
- Chemical sensor alarm
- Tempered glass sliding front window
- Variety of HEPA & carbon filters
- Complies with AFNOR NFX 15-211 (Class 1 &2)
- EN-14175 / CE / ASHRAE 110-1995 certified

### DUCTLESS WALK IN



- Polypropylene structure, high chemical resistance
- 10.1" color touch screen with air velocity display & alarm
- Tempered glass-horizontal doors
- Variety of HEPA & carbon filters
- Complies with AFNOR NFX 15-211 (Class 1 & 2)
- CE certified

### VALUE LINE



- Compact, cost-effective benchtop model
- Polypropylene structure with high chemical resistance
- 7" color touch screen with airflow display & alarm
- Tempered glass side windows and sliding front sash
- 800 lux LED light
- Variety of HEPA & carbon filters
- CE certified

# More from TopAir Systems


## Biosafety Cabinets

### CLASS II A2



- Polypropylene structure - high chemical resistance
- 304 stainless steel work surface
- Two ULPA H15 filters @99.9995% @ 0.1 µm
- Smart 10.1" color touch screen control system
- Maintenance & technical fault alarms
- Germicidal waterproof UV light system and safety interlock mechanism
- Airflow Pattern: 70% circulation, 30% exhaust
- ISO 5/CLASS 100 cleanliness level according to ISO 146441 & USA Federal Standard 209E
- CE certified, complies with EN 12469

### CLASS II B2



- Polypropylene structure, high chemical resistance
- 304 stainless steel work surface & spill tray
- Two ULPA H15 filters -efficiency @99.9995% @ 0.1 µm
- Smart 10.1" color touch screen control system
- Germicidal waterproof UV light system and safety interlock mechanism
- System alarm and downflow fan shutdown upon inflow failure
- Air flow pattern: 100% exhaust
- ISO 5/ CLASS 100 cleanliness level according to ISO 14644-1 & USA Standard 209E
- CE certified

### ECOLINE CLASS II A2



- Polypropylene structure with high chemical resistance
- 304 stainless steel work surface & spill tray
- Two ULPA H15 filters at Efficiency @99.9995% @ 0.1 µm
- Smart 7" color touch screen control system
- Germicidal UV light system and safety interlock mechanism
- 6 mm triple layer front safety glass electrical window
- CE certified

# More from TopAir Systems

## Laminar Hoods and PCR

### VERTICAL LAMINAR CLEAN BENCH



- Polypropylene or metal structure with high chemical resistance
- Vertical air stream
- Work surface made of 304 stainless steel
- Side windows made of tempered glass
- 10.1" screen with air velocity display
- Automatic configuration for air velocity
- Metal stand
- LED lighting
- Compliance with Test Standard:  
US Federal Standard 209E / ISO 14644-1 / CE

### HORIZONTAL LAMINAR CLEAN BENCH



- Polypropylene or metal structure with high chemical resistance
- Horizontal air stream
- Work surface made of 304 stainless steel
- Side windows made of tempered glass
- 10.1" screen with air velocity display
- Automatic configuration for air velocity
- Metal stand
- LED lighting
- Compliance with Test Standard:  
US Federal Standard 209E / ISO 14644-1 / CE

### PCR CABINET



- Polypropylene structure with high chemical resistance
- Ozone free UV lightbulb, UV output at 1M 254nm
- Tempered front sliding glass window
- 800 lux LED lighting
- UV light
- Smart safety mechanism prevents UV exposure
- 7" color touch screen
- Optional stand, Hepa filter

# TOPAIR



**TOPAIR**  
CLEAN AIR SOLUTIONS

[www.topairsystems.com](http://www.topairsystems.com)

Tel : 1-855-6-TOPAIR / International: +1-855-686-7247

Headquarters: 300 First Avenue, Suite 102, Needham, MA 02494 USA

Email: [sales@topairsystems.com](mailto:sales@topairsystems.com)

