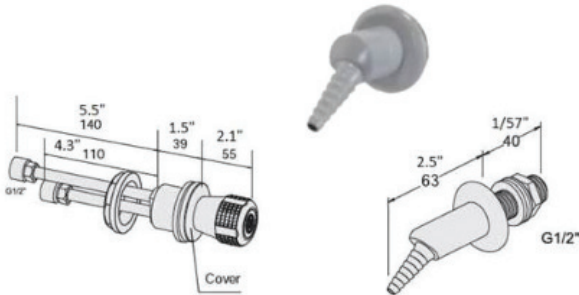


Gas tap with remote valve

Model: FH-GTAP

Model Order Example: FH-GTAP-N

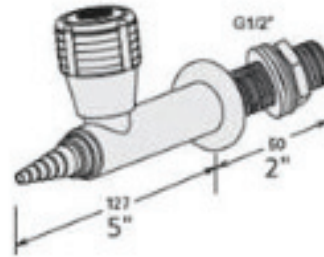


Water/gas tap wall mounted with valve

Model

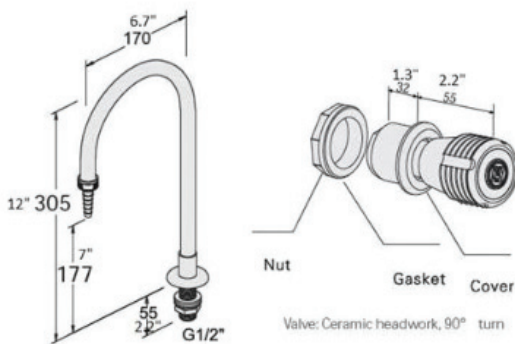
Water: FH-WM-TAP-W

Gas: FH-WM-TAP-G



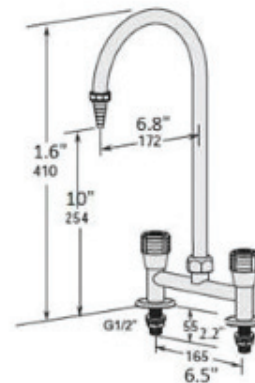
Swan water tap with remote valve

Model: FH-WTAP-SW



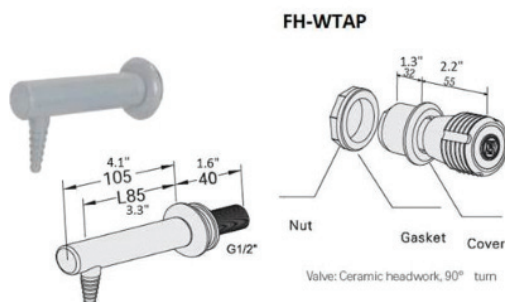
Hot/cold water tap

Model: FH-WTAP-HC



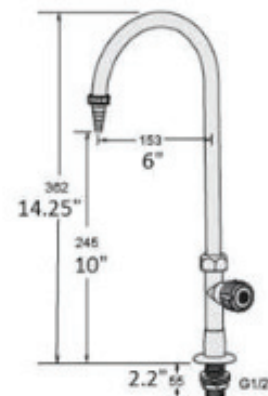
Water tap with remote valve

Model: FH-WTAP



















Swan tap worktop mounted with valve

FH-S-TAP



DIN EN 13792:2002 Recommendation Colour Coding of Operating Handles

Type		Handle	Ring	Button	Model
Cold Water		green	green	blue	CW
Hot water		green	green	red	HW
Distilled water		green	white	white	DW
Low pressure steam		green	red	red	S
Vacuum		grey	grey	grey	VAC
Compressed air		blue	blue	yellow	AIR
Nitrogen		blue	green	green	N ₂
Argon		blue	grey	grey	Ar
Helium		blue	grey	white	He
Carbon dioxide		blue	blue	black	CO ₂
Oxygen		blue	blue	blue	O ₂
Hydrogen (burning)		red	red	red	H ₁
Propane/Butane LPG(burning)		yellow	red	yellow	GAS
Butane(burning)		yellow	blue	blue	C ₄ H ₁₀
Propane (burning)		yellow	blue	red	C ₃ H ₈
Acetylene (burning)		yellow	White	green	C ₂ H ₂